



Getting to know your water meter



What is an AMI water meter?

AMI stands for Advanced Metering Infrastructure. AMI meters securely capture and store energy-usage data using digital technology. Your meter is equipped with two-way radio communication so it can record and automatically send your energy usage to GRU. AMI meters provide many benefits, including giving customers more control over their energy usage and budgets

GRU installed its first AMI meters in 2022 and will continue until all customers receive the benefits of this industry-best technology. GRU's AMI meters and modules are manufactured by Itron.

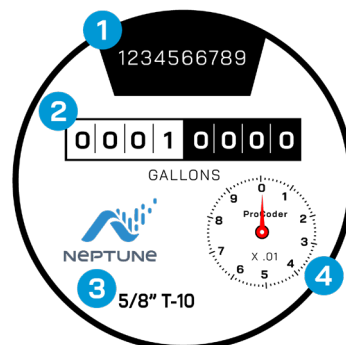
What does an AMI water meter measure?

Your meter keeps track of how much water you use in a given time period. Soon, you will have the ability to check your water usage on a daily basis through GRU's online customer portal.

About your AMI water meter

When you open the lid you will find the following:

1. Meter number
2. Wheel bank reading, displayed in gallons
3. Meter size
4. The sweep hand, also known as the "leak indicator." The sweep hand provides a visual representation of extreme low flows as well as reverse flows.



Water Leaks

If your water is turned off and the meter is moving clockwise, this indicates a water leak. Call your local plumber.

Following a leak repair:

What to do after repairing a continuous leak (toilet running, ice maker leaking, etc.):

1. Use no water for at least 15 minutes.
2. Check the sweep hand. If it's not moving, the leak is fixed.

What to do after repairing an intermittent leak (dripping faucet; toilet valve, etc.):

1. Check the sweep hand after at least 24 hours.
2. If the sweep hand is not moving, the leak is fixed.

Helpful tips for understanding the sweep hand:

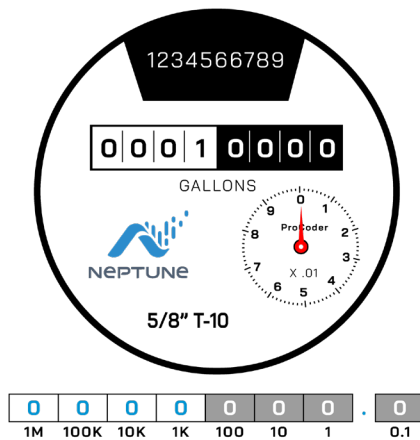
If the sweep hand is ...	Then ...
Moving clockwise	Water is running
Not moving	Water is off
Moving counter-clockwise	Backflow is occurring



Getting to know your water meter

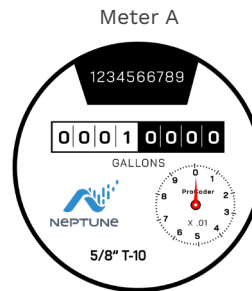


How to calculate your usage:

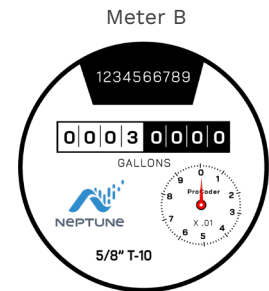


1. Look at the wheel bank first. This tells you all of the water that has passed through your meter in its lifetime, measured in gallons.
2. To calculate the amount of water used in a given period, record the readings from the beginning of the period and the end of the period, then use the following formula: End reading – Beginning reading = Total gallons used during a period.

How much water has this customer used from January to February?



Reading on Jan. 1



Reading on Feb. 1

Answer: Using the formula End reading – Beginning reading = Total gallons used in a period, we can see that Meter B reads 3,000 gallons on Feb. 1 and Meter A reads 1,000 gallons on Jan. 1, so $3,000 - 1,000 = 2,000$ gallons used.

Don't forget ...

AMI meters combine radio and computer technologies to allow us to read your meter remotely. Certain conditions, however, can block the transmitted signal, and the meter reader may need to access your property to obtain a reading, test or repair the device.



GRUMeterUpgrade.com



Rates, Deposits & Fees

<https://gru.com/MyHome/ManageMyBill/Rates,DepositsFees.aspx>

For more Information, call 352-334-3434